



全文搜索

条件搜索

高级搜索

请输入内容

National Museum of China Strengthened Protection and Utilization of Intellectual Property Rights to Promote High-Quality Development of Cultural and Museum Industries

The National Museum of China (NMC) continued to strengthen the protection of IPRs, operational intangible assets and brands. NMC cultivated brands such as "NMC Yanyi" and "NMC Meizhuan" (cultural and creative brands), strengthened the application of digital technology, set up a big data platform for the collections and an integrated operation platform to enhance the protection for security of cultural relics data.



CHAPTER I

Continued Improvement in Quality and Efficiency of IP Examination

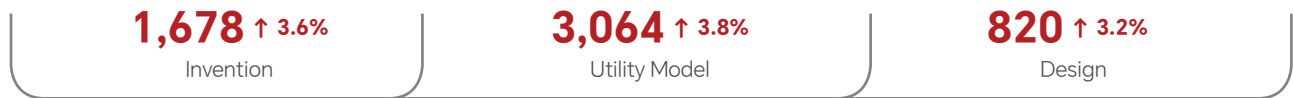
- 01** Patent
- 02** Trademark
- 03** Geographical Indication
- 04** Layout Design of Integrated Circuit

01 Patent

1.1 Patent application

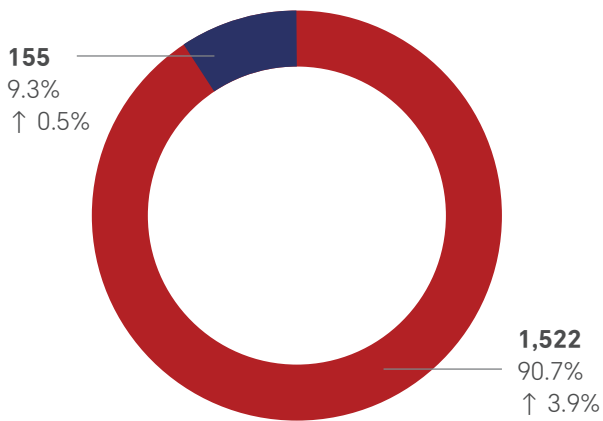
Patent Applications in 2023

(Thousand)



Domestic Applications and Foreign Applications Filed in China Among Invention Patent Applications in 2023

(Thousand)

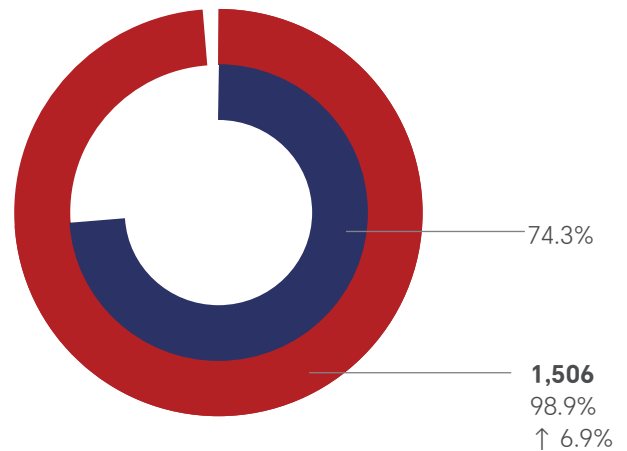


- Domestic
- Foreign in China

A total of 1,522 thousand domestic invention patent applications were filed in China, a year-on-year increase of 3.9%; a total of 155 thousand foreign invention patent applications were filed in China, a year-on-year increase of 0.5%.

Service Applications and Enterprise Applications Among Domestic Invention Patent Applications in 2023

(Thousand)

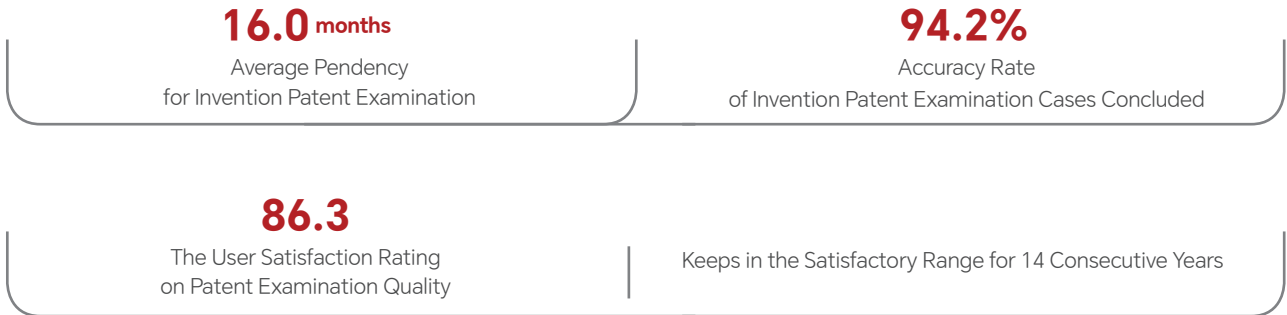


- Service
- Enterprise

Among the domestic invention patent applications, 1,506 thousand were service applications, a year-on-year increase of 6.9%. The enterprise applications accounted for 74.3% of the domestic invention patent applications, 4.6 percentage points higher than the previous year.

1.2 Patent examination

Pendency for Patent Examination Continued to Decrease, Quality and Efficiency of Patent Examination Kept Improving



1.3 Patent granting

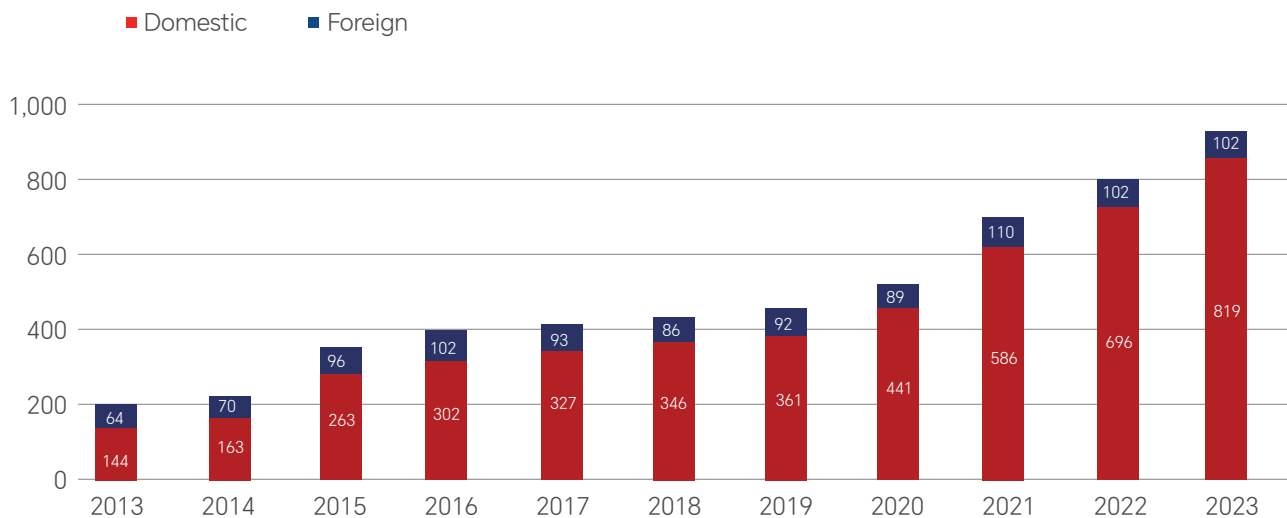
Patents Granted in 2023

(Thousand)



Invention Patents Granted from 2013 to 2023

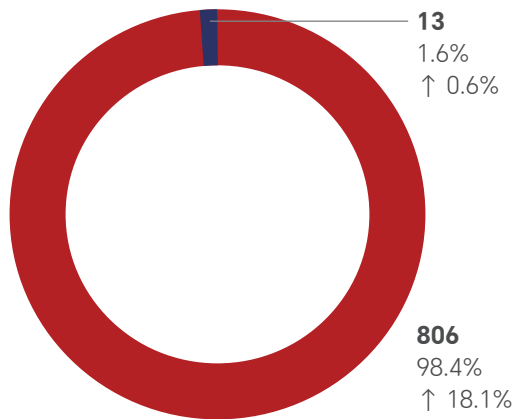
(Thousand)



In 2023, 819 thousand domestic invention patents were granted, accounting for 89.0% of the total.

Service Inventions and Non-service Inventions in Domestic Invention Patents Granted in 2023

(Thousand)



- Service invention
- Non-Service invention

Top 10 Domestic Enterprises in Terms of Invention Patents Granted in 2023



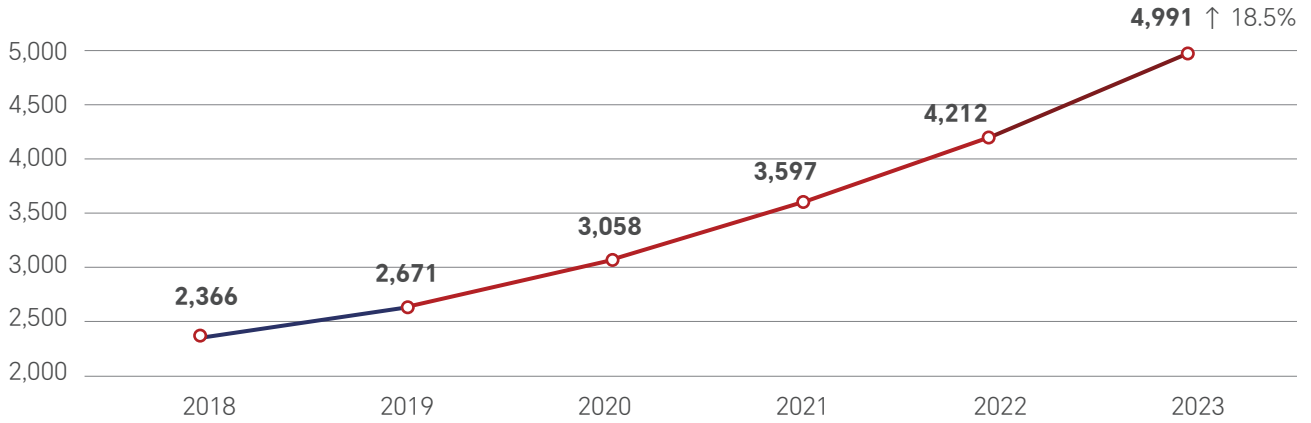
Top 10 Foreign Enterprises in Terms of Invention Patents Granted in 2023



1.4 Valid invention patent

Valid Invention Patents in China as of the End of 2023

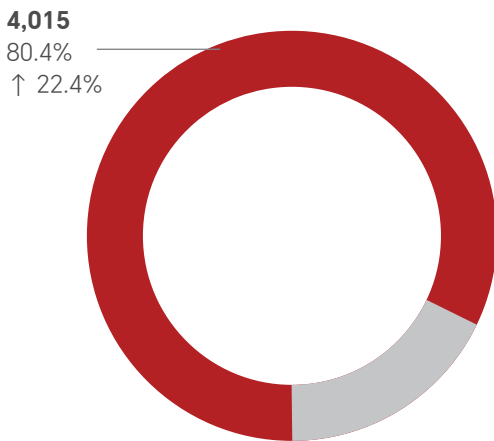
(Thousand)



As of the end of 2023, the total number of invention patents granted and maintained valid in China reached 4,991 thousand, a year-on-year increase of 18.5%.

Valid Domestic Invention Patents as of the End of 2023 (not including HKSAR, MSAR and Taiwan Province of China)

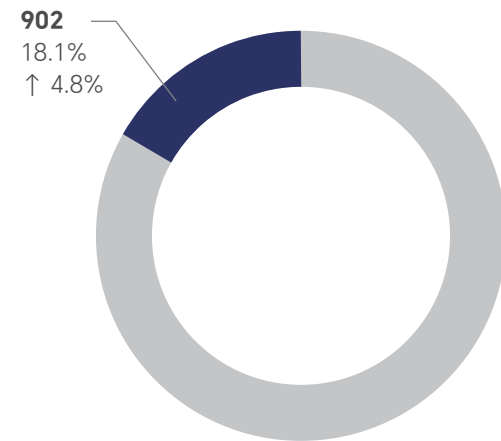
(Thousand)



Valid domestic invention patents (not including HKSAR, MSAR and Taiwan Province of China)

Valid Foreign Invention Patents in China as of the End of 2023

(Thousand)



Valid foreign invention patents in China

The number of domestic invention patents (not including HKSAR, MSAR and Taiwan province of China) was 4,015 thousand, accounting for 80.4% of the total, a year-on-year increase of 22.4%.

The number of foreign invention patents in China was 902 thousand, accounting for 18.1% of the total, a year-on-year increase of 4.8%

1.5 PCT application

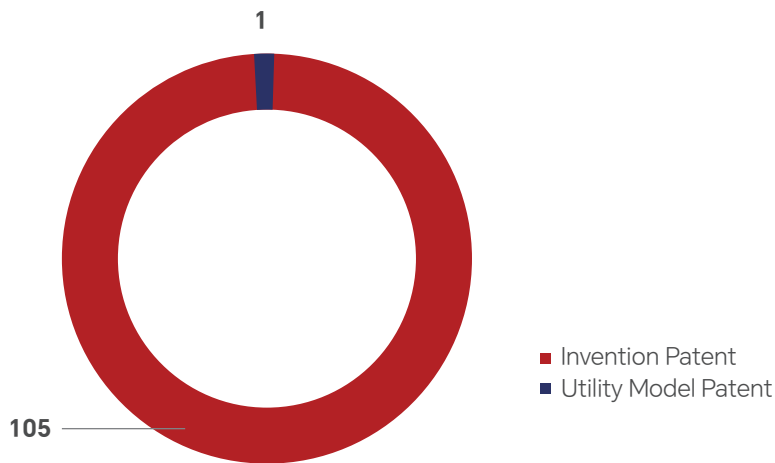
PCT Applications in 2023

(Thousand)



PCT Applications Entering the National Phase in China in 2023

(Thousand)



1.6 Hague Application

Hague Design Applications in 2023



1.7 Patent reexamination and invalidation

Patent Reexamination in 2023

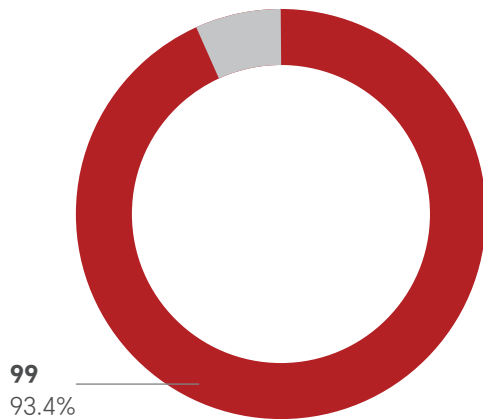
106 thousand ↑ 1.0%
Requests

65 thousand ↑ 4.3%
Cases Concluded

19.7 months
Average Pendency

Reexamination Requests Accepted in 2023

(Thousand)



99 thousand were reexamination requests against decisions rejecting invention patent applications, accounting for 93.4% of the total number of applications accepted that year.

- Reexamination requests against decisions rejecting invention patent applications

Reexamination Requests and Cases Concluded in 2022 and 2023

Type	2023	2022
Patent reexamination requests	106,120	105,075
(1) Invention patent	99,087	96,713
(2) Utility model patent	6,271	7,732
(3) Design patent	762	630
Patent reexamination cases concluded	65,413	62,716
(1) Invention patent	58,792	58,969
(2) Utility model patent	6,273	3,128
(3) Design patent	348	619

613 thousand

Reexamination Requests Accepted Since 1985

448 thousand

Reexamination Cases Concluded as of the End of 2023

Patent Invalidation in 2023**8,739** ↑ 23.3%

Requests

7,656 ↓ 2.8%

Cases Concluded

5.7 months

Average Pendency

Invalidation Requests and Cases Concluded in 2022 and 2023

Type	2023	2022
Patent invalidation requests	8,739	7,095
(1) Invention patent	1,638	1,431
(2) Utility model patent	3,894	3,156
(3) Design patent	3,207	2,508
Patent invalidation cases concluded	7,656	7,879
(1) Invention patent	1,439	1,691
(2) Utility model patent	3,322	3,537
(3) Design patent	2,895	2,651

Requests Accepted and Cases Concluded as the End of 2023**91 thousand**

Invalidation Requests Accepted

85 thousand

Invalidation Cases Concluded

96.6%The Rate of Reexamination Requests Filed Through
the E-Filing System**90%**The Rate of Invalidation Requests Filed Through
the E-Filing System

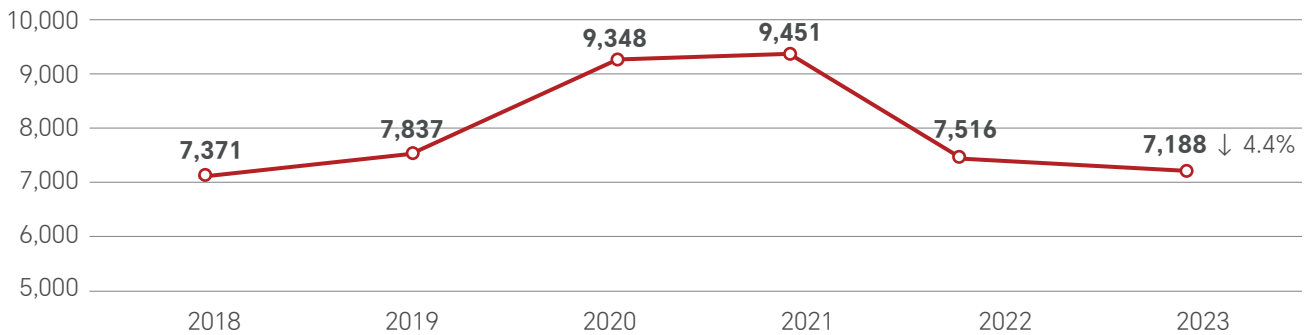
An increasing number of reexamination and invalidation requests were filed through the E-Filing system for patent reexamination and invalidation year by year.

02 Trademark

2.1 Application for trademark registration

Applications for Trademark Registration from 2018 to 2023

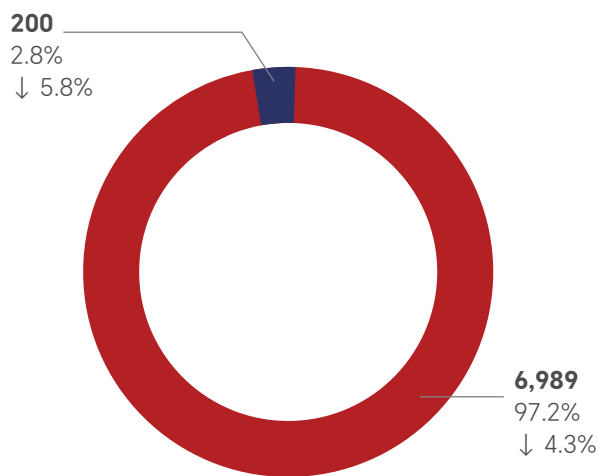
(Thousand)



In 2023, the total number of applications for trademark registration was 7,188 thousand, a year-on-year decrease of 4.4%.

Applications for Trademark Registration in 2023

(Thousand)



The domestic trademark applications were 6,989 thousand, accounting for 97.2% of the total, a year-on-year decrease of 4.3%; the foreign trademark applications in China were 200 thousand, accounting for 2.8% of the total, a year-on-year decrease of 5.8%.

- Domestic
- Foreign in China

2.2 Trademark examination

Examination of Trademark Registration in 2023

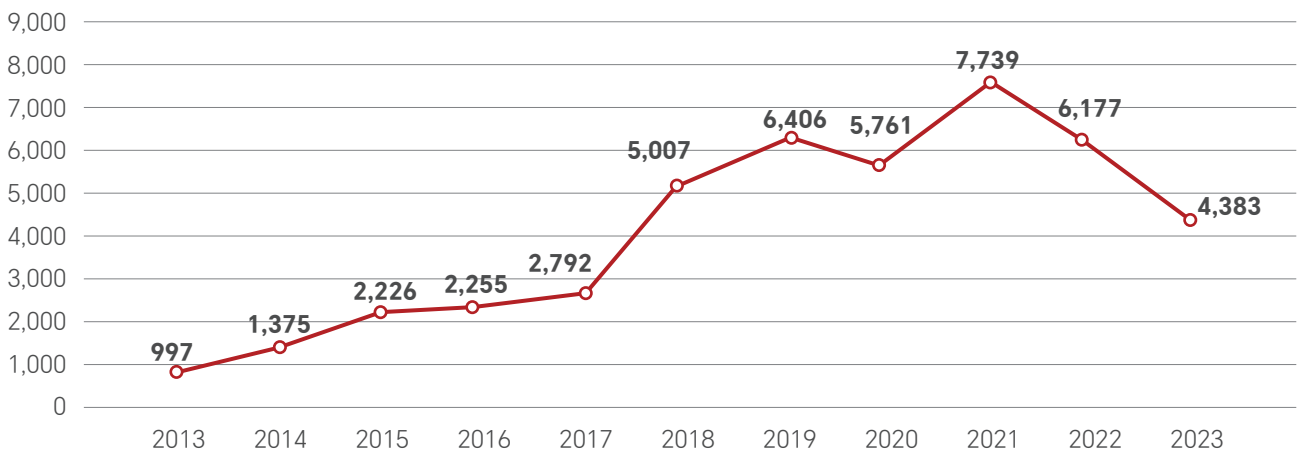


The *Measures for Fast-Track Examination of Applications for Trademark Registration* were strictly implemented, a total of 19 compliant trademarks were selected for the fast-track examination, and intensified efforts were made to protect trademarks concerning national interests and social public welfare.

2.3 Trademark registration

Trademark Registrations from 2013 to 2023

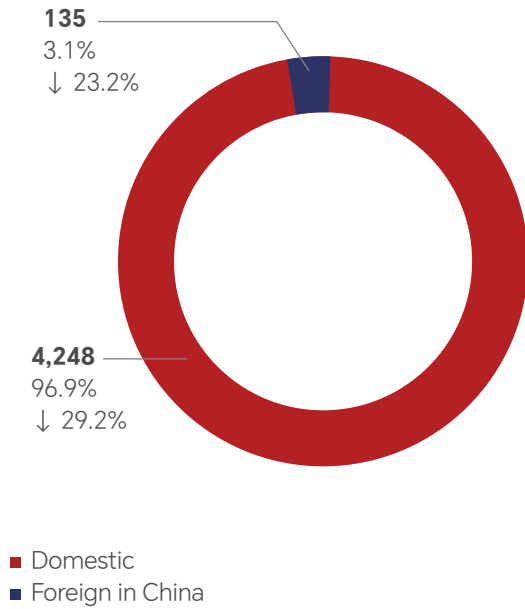
(Thousand)



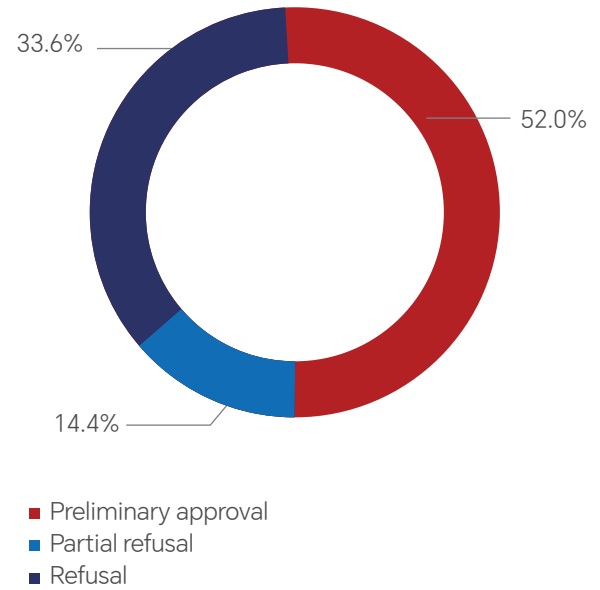
In 2023, the total number of trademark registrations was 4,383 thousand, a year-on-year decrease of 29.0%.

Trademark Registrations in 2023

(Thousand)



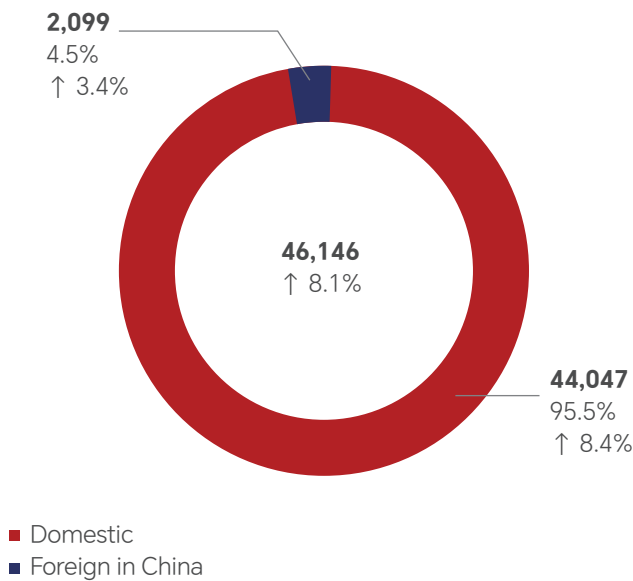
Examination Decisions on Trademark Registration in 2023



2.4 Valid registered trademark

Valid Trademark Registrations as of the end of 2023

(Thousand)



2.5 Madrid Application

Madrid Applications in 2023

6,196 Third in the Madrid Union

International Applications Filed by Chinese Applicants¹

56 thousand ↑ 7.4%

Valid Registrations in China as of the End of 2023

99.1% ↑ 0.8%

Online Applications

52 thousand

Requests for Territorial Extension of International Registration to China Filed by Foreign Applicants

Top 10 Classes of Goods and Services in the Number of Applications for Madrid International Registration of Trademarks by Chinese Applicants in 2023

Ranking	Classes of goods and services
1	Class 9 (scientific instruments, computers, digital storage media, etc.)
2	Class 7 (machines, machine tools, motors, etc.)
3	Class 35 (advertising, business operations, etc.)
4	Class 12 (vehicles, etc.)
5	Class 11 (lighting equipment, microwave ovens, refrigerators, etc.)
6	Class 42 (science and technology services, etc.)
7	Class 25 (clothing, shoes, hats, etc.)
8	Class 3 (cosmetics and grooming preparations containing no drugs, etc.)
9	Class 10 (surgical and medical instruments and devices, etc.)
10	Class 5 (pharmaceuticals, etc.)

¹ Applications for Trademark in multiple countries by multiple types

Top 10 Contracting Parties Designated by Chinese Applicants for Madrid International Registration of Trademarks in 2023



Top 5 Classes of Goods and Services in the Number of Applications Where Foreign Applicants Designate China for Madrid International Registration of Trademarks

Ranking	Classes of goods and services
1	Class 9 (scientific instruments, computers, digital storage media, etc.)
2	Class 42 (science and technology services, etc.)
3	Class 35 (advertising, business operations, etc.)
4	Class 41 (education, training, etc.)
5	Class 25 (clothing, etc.)

2.6 Trademark opposition

Trademark opposition in 2023



151 thousand

Opposition Decisions Disclosed

73.6%

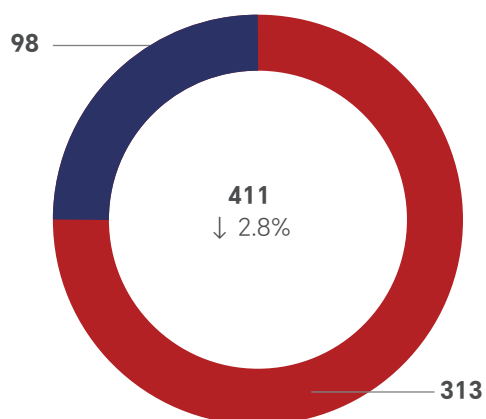
Online Requests as of the End of 2023

Pendency for the Examination of the Applications for Trademark Registration	Pendency (Month)
Examination of the Applications for Trademark Registration (Average)	4
Registration Under General Circumstances	7
Examination of the Applications for International Registration Under the Madrid System	2
Examining the Requests for Territorial Extension of International Registration to China Under the Madrid System	4
Examining the Requests for Assignment, Change, and Renewal of International Registration	1
Formal Examination of Opposition Requests	2
Examination of Trademark Opposition (Average)	10

2.7 Trademark review and adjudication

Requests for Trademark Review and Adjudication in 2023

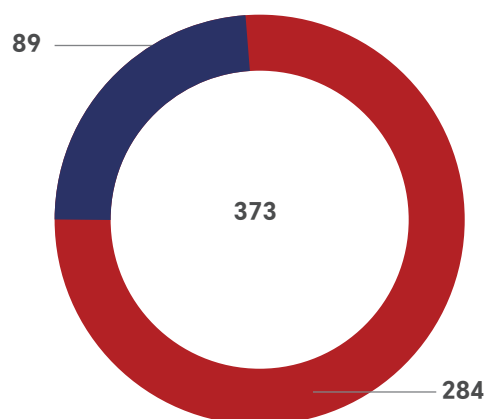
(Thousand)



- Review on rejection
- Complicated cases

Trademark Review and Adjudication Cases Concluded in 2023

(Thousand)



- Review-on-Rejection cases concluded
- Complicated cases concluded

Requests for Trademark Review and Adjudication in 2023

Type	2023	2022
Requests for review	410,900	422,703
(1) Review on rejection	312,523	331,591
(2) Complicated cases	98,377	91,112
(a) Invalidation declaration	70,788	71,308
(b) Cancellation of registration	21,393	16,005
(c) Disapproval of registration	6,110	3,744
(d) Others	86	55

Trademark Review and Adjudication Cases Concluded in 2023

Type	2023	2022
Reviews concluded	373,379	411,666
(1) Review on rejection	284,400	344,853
(2) Complicated cases	88,979	66,813
(a) Invalidation declaration	68,886	48,841
(b) Cancellation of registration	16,438	14,886
(c) Disapproval of registration	3,603	3,005
(d) Others	52	81